

Before you get started, ensure that all the drivers required for your USB device(s) are installed.

Maverick™ 63104


4-Port USB 3-2-1 and DisplayPort 4Kp60
4:4:4 CAT 6a/7 100m Extender System

Quick Start Guide

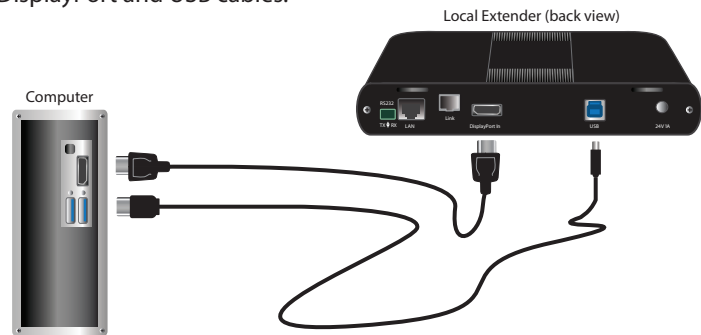
Package Contents:

- Maverick 63104 Local Extender
- Maverick 63104 Remote Extender
- USB 3.1 Gen 1 Cable
- 24V 1A AC Power Adapter
- 24V 2.71A AC Power Adapter
- 2x Country Specific Power Cords
- 2x DisplayPort Cables
- 2x RS232 Mating Connectors
- Quick Start Guide

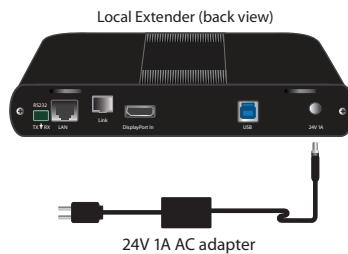
- 1 Place extenders where desired and connect the CAT 6a/7 cable to the Link ports on the Local and Remote Extenders.



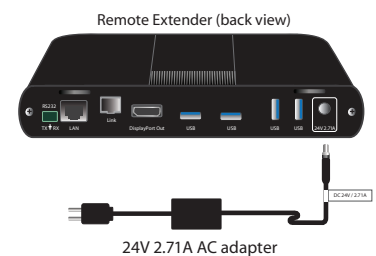
- 2 Connect the Local Extender to the computer's DisplayPort and USB 3 ports using the included DisplayPort and USB cables.



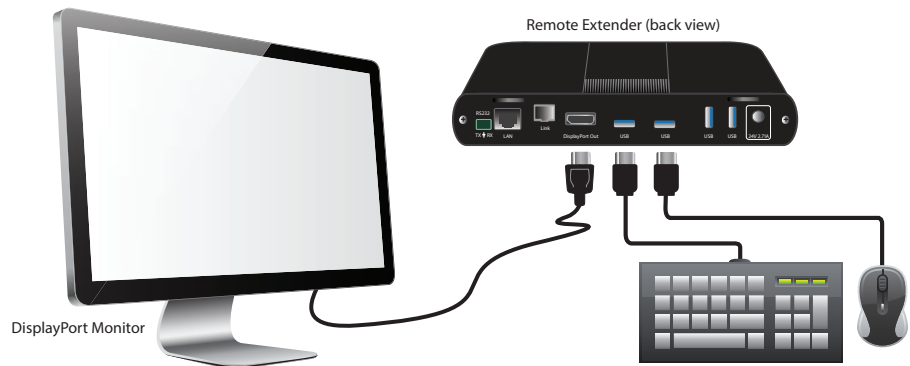
- 3 Power the Local Extender with the included 24V 1A AC adapter and tighten the locking ring.



- 4 Power the Remote Extender with the included 24V 2.71A AC adapter and tighten the locking ring.



- 5 Attach USB device(s) and DisplayPort monitor to the Remote Extender.



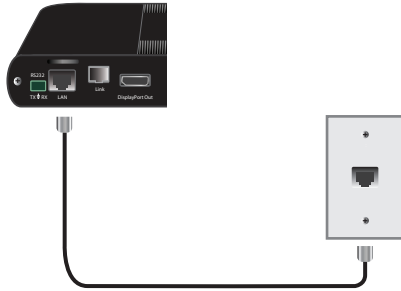
Includes the ExtremeUSB-C™ suite of features:

- Transparent USB extension supporting USB 3, 2 and 1
- True plug and play; no software drivers required
- Works with all major operating systems: Windows®, macOS™, Linux® and ChromeOS™



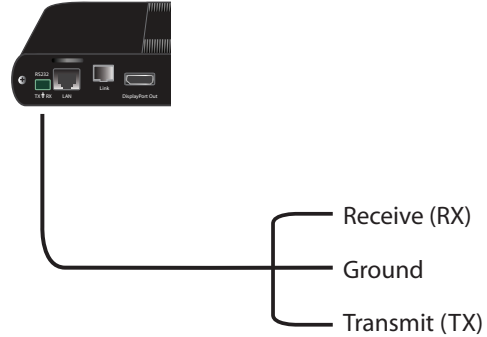
Optional: Connect Local and Remote Extender LAN ports to a network or device as necessary.

Local/Remote Extender LAN Port



Optional: Connect Local and Remote Extender to RS232 devices as necessary.

Local/Remote Extender RS232 Port



Certification and Compliance

FCC Radio Frequency Interference Statement Warning

This device complies with part 15 of the FCC Rules. Operation is subject to the following two conditions: (1) this device may not cause harmful interference, and (2) this device must accept any interference received including interference that may cause undesired operation.

CE Statement

We, Icron Technologies Corporation, a Maxim Integrated brand, declare under our sole responsibility that the Maverick™ 63104, to which this declaration relates, is in conformity with European Standards EN 55024, EN 55032, EN 61000, and RoHS Directive 2011/65/EU + 2015/863/EU.

IC Statement

This Class B digital apparatus complies with Canadian ICES-003 Issue 6.

WEEE Statement

The European Union has established regulations for the collection and recycling of all waste electrical and electronic equipment (WEEE). Implementation of WEEE regulations may vary slightly by individual EU member states. Please check with your local and state government guidelines for safe disposal and recycling or contact your national WEEE recycling agency for more information.

Product Operation and Storage

Please read and follow all instructions provided with this product, and operate for intended use only. Do not attempt to open the product casing as this may cause damage and will void warranty. Use only the power supply provided with this product. When not in use, product should be stored in a dry location between -20°C and 70°C.

Icron | A Maxim Integrated Brand
4664 Lougheed Hwy.
Suite 221
Burnaby, BC
V5C 5T5, Canada
+1 604 638 3920



©2019 Information contained herein is subject to change without notice.
90-01705-A01