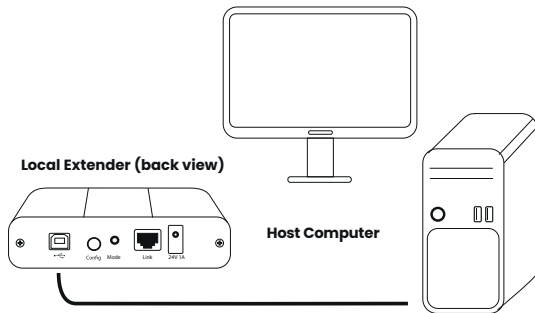


⚠ Before you get started, ensure that all the drivers required for your USB device(s) are installed. ⚠
For best performance, 1000Base-T Gigabit Ethernet network is highly recommended.

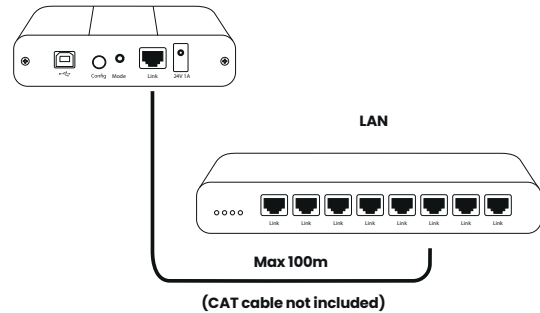


Network Connect

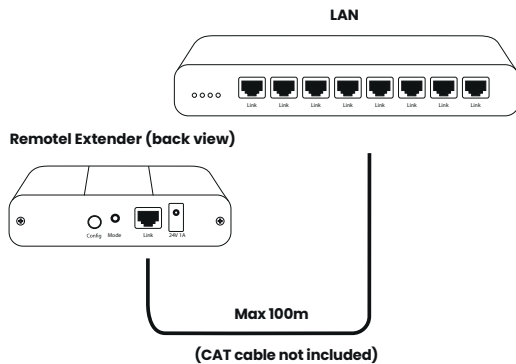
1 Connect the Local Extender to the USB port on your host computer using USB A to B cable.



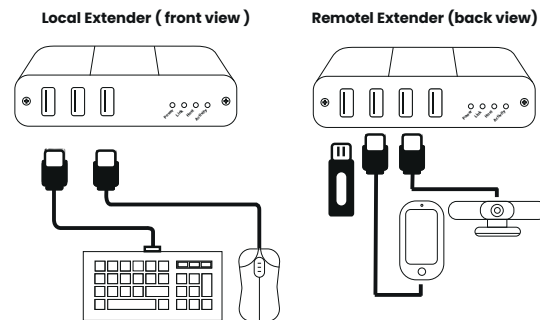
2 Connect a CAT 5e/6/7 patch cable from the RJ45 Link port on the Local Extender to an IEEE 802.3at - PoE+ (25.5W) capable LAN port.



3 Place the Remote Extender where desired. Connect a CAT 5e/6/7 patch cable to the RJ45 Link port on the Remote Extender to an IEEE 802.3at - PoE+ (25.5W)



4 Connect your USB device(s) to the Remote Extender. The Local Extender also acts as a 3-port hub to accommodate additional USB devices.



Notes:

- The UT2304SP-LAN requires an IEEE 802.3at - PoE+ (25.5W) capable network switch to provide power to the units.
- The POWER status LED illuminates BLUE when sufficient power is present and RED when the power level is insufficient.
- An optional 24V 1A AC power adapter can be connected to the Remote Extender and is sold separately.
- If power is present at both the RJ45 Link and DC power ports, the DC power adapter serves as the primary source with PoE as the backup.


FCC Radio Frequency Interference Statement Warning - This device complies with part 15 of the FCC Rules. Operation is subject to the following two conditions: (1) this device may not cause harmful interference, and (2) this device must accept any interference received including interference that may cause undesired operation.

CE Statement - We, USB-Tec.com, an Industrial IT Systems Ltd brand, declare the UT2304SP-LAN series, to which this declaration relates, is in conformity with European Standards EN 55032, EN 55035, EN 61000 and RoHS Directive 2011/65/EU + 2015/863/EU.

Industry Canada Statement - This Class A digital apparatus complies with Canadian ICES-003. CAN ICES-3 (A) / NMB-3 (A)

WEEE Statement - The European Union has established regulations for the collection and recycling of all waste electrical and electronic equipment (WEEE). Implementation of WEEE regulations may vary slightly by individual EU member states. Please check with your local and state government guidelines for safe disposal and recycling or contact your national WEEE recycling agency for more information.

Product Operation and Storage - Please read and follow all instructions provided with this product and operate for intended use only. Do not attempt to open the product casing as this may cause damage and will void the warranty. If a power supply is needed for your application, use only the model specified (sold separately) for use with this product. When not in use, this product should be stored in a dry location between -20°C and 70°C.



Sales:
sales@usb-tec.com

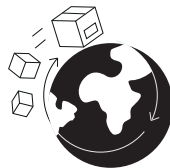
USB-TEC
Powered by Industrial IT Systems
Unit 2, Tungsten Bldg,
Brighton BN41 1RA, UK



Premium Quality
incorporating world leading
ExtremeUSB® Technology



Global Support



Swift Delivery



Expert Advice

